

Homa

FC2-37 Top Mount



CONTROL AND FUNCTION

| | |
|------------------|------------|
| Temp. Control | Electronic |
| External Display | No |
| Water Dispenser | NA |
| Super Freeze | NA |
| Holiday Mode | NA |
| Door Alarm | Yes |



FRIDGE COMPARTMENT

| | |
|--------------------|-----------|
| Defrosting System | Automatic |
| Air-flow Cooling | Yes |
| Food Care Drawer | 1 |
| LED Interior Light | Yes |
| Safety Glass Shelf | Yes |




FREEZER COMPARTMENT

| | |
|-----------------------------------|-----------|
| Star Rating | 4 |
| Defrosting System | Automatic |
| Number of Drawer | NA |
| Storage Time during Power-off (h) | 18 |
| Freezing Capacity in 24 hrs (Kg) | 3.5 |
| LED Interior Light | NA |
| Ice Twister | NA |



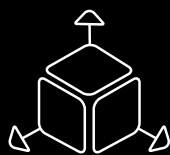
OVERVIEW

| | |
|--------------------------------------|--------------|
| Energy Efficiency Class | A / A+ / A++ |
| New European Energy Efficiency Class | - |
| Climate Type | - |
| Noise Level dB(A)/Class | - |
| Door Split (fridge /freezer) | 65/35 |
| Total Gross Capacity (litres) | NA |
| Total Net Capacity (Cu.ft) | 10.1cu.ft. |
| Fridge Net Capacity (Cu.ft) | 7.4cu.ft. |
| Freezer Net Capacity (Cu.ft) | 2.7cu.ft. |
| Refrigerant | R600a |
| Certification | CSA/SAA/GCC |



DESIGN AND MATERIAL

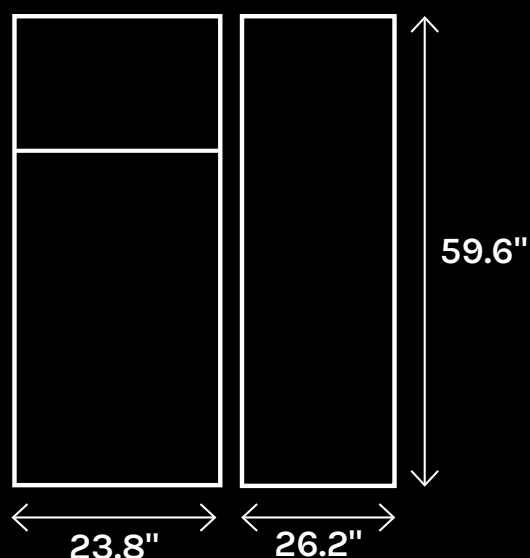
| | |
|-------------|----------|
| Door Panel | Metal |
| Handle Type | Recessed |
| Metal Back | Yes |
| Wheel | Yes |



DIMENSION AND WEIGHT

| | |
|--------------------------------|-------------------|
| Product Dimension WxDxH (inch) | 23.8"×26.2"×59.6" |
| Packing Dimension WxDxH (inch) | 25.2"×27.6"×62.8" |
| Net Weight (Lbs) | 110 lbs |
| Gross Weight (Lbs) | 123 lbs |
| Loading Capacity (40HQ) | 79 |

Body dimensions (inch)



Doors opening dimensions (cm)

